



US00D593087S

(12) **United States Design Patent**
Andre et al.

(10) **Patent No.:** **US D593,087 S**

(45) **Date of Patent:** **** May 26, 2009**

(54) **ELECTRONIC DEVICE**

(56)

References Cited

(75) Inventors: **Bartley K. Andre**, Menlo Park, CA (US); **Daniel J. Coster**, San Francisco, CA (US); **Daniele De Iuliis**, San Francisco, CA (US); **Richard P. Howarth**, San Francisco, CA (US); **Jonathan P. Ive**, San Francisco, CA (US); **Steve Jobs**, Palo Alto, CA (US); **Duncan Robert Kerr**, San Francisco, CA (US); **Shin Nishibori**, San Francisco, CA (US); **Matthew Dean Rohrbach**, San Francisco, CA (US); **Douglas B. Satzger**, Menlo Park, CA (US); **Calvin Q. Seid**, Palo Alto, CA (US); **Christopher J. Stringer**, Portola Valley, CA (US); **Eugene Antony Whang**, San Francisco, CA (US); **Rico Zorkendorfer**, San Francisco, CA (US)

U.S. PATENT DOCUMENTS

D289,873 S	5/1987	Gemmell et al.	
D337,569 S	7/1993	Kando	
D420,354 S *	2/2000	Morales	D14/191
D424,535 S	5/2000	Peltola	
D456,023 S	4/2002	Andre et al.	
D489,731 S	5/2004	Huang	
D498,754 S	11/2004	Blyth	
D499,423 S	12/2004	Bahroocha et al.	
D502,173 S	2/2005	Jung et al.	
D504,889 S	5/2005	Andre et al.	
D505,950 S	6/2005	Summit et al.	
D507,003 S	7/2005	Pai et al.	
D514,121 S	1/2006	Johnson	
D514,590 S	2/2006	Naruki	
D519,116 S	4/2006	Tanaka et al.	
D519,523 S	4/2006	Chiu et al.	
D520,020 S	5/2006	Senda et al.	
D528,542 S	9/2006	Luminosu et al.	
D528,561 S	9/2006	Ka-Wei et al.	
D529,045 S	9/2006	Shin	
D532,791 S	11/2006	Kim	
D534,143 S	12/2006	Lheem	
D535,281 S	1/2007	Yang	
D536,691 S	2/2007	Park	
D536,962 S *	2/2007	Tanner	D9/424
D538,822 S	3/2007	Andre et al.	
D541,298 S	4/2007	Andre et al.	
D541,299 S	4/2007	Andre et al.	
D541,785 S *	5/2007	Hwang et al.	D14/138
D546,313 S	7/2007	Lheem	
D548,732 S	8/2007	Cebe et al.	
D548,747 S	8/2007	Andre et al.	
D554,098 S *	10/2007	Lee	D14/138
D556,211 S	11/2007	Howard	
D557,238 S	12/2007	Kim	
7,303,424 B2 *	12/2007	Tu et al.	439/372
D558,460 S *	1/2008	Yu et al.	D6/308
D558,756 S	1/2008	Andre et al.	
D558,757 S	1/2008	Andre et al.	
D558,758 S *	1/2008	Andre et al.	D14/341
D558,792 S	1/2008	Chigira	
D560,683 S *	1/2008	Lee	D14/496
D560,686 S	1/2008	Kim et al.	
D561,153 S	2/2008	Hong et al.	
D561,204 S	2/2008	Toh	

(73) Assignee: **Apple Inc.**, Cupertino, CA (US)

(**) Term: **14 Years**

(21) Appl. No.: **29/282,833**

(22) Filed: **Jul. 30, 2007**

Related U.S. Application Data

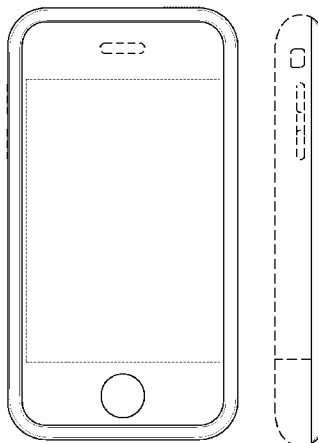
(63) Continuation of application No. 29/270,880, filed on Jan. 5, 2007, now Pat. No. Des. 558,756.

(51) **LOC (9) Cl.** **14-03**

(52) **U.S. Cl.** **D14/341; D14/203.7; D14/138 G**

(58) **Field of Classification Search** D14/137, D14/138, 147, 191, 218, 247-248, 341-347, D14/496, 138 R, 138 AA, 138 AB, 138 AC, D14/138 AD, 138 C, 138 G; D10/65, 78, D10/104; D13/168; D18/7; 455/556.1, 455/566, 575.1, 575.3; 345/169

See application file for complete search history.



D561,782	S *	2/2008	Kim	D14/496
D562,285	S *	2/2008	Lim	D14/138
D563,432	S *	3/2008	Kim	D14/496
D563,929	S *	3/2008	Park	D14/138
2004/0132499	A1 *	7/2004	Abe	455/566
2004/0166907	A1 *	8/2004	Yajima	455/575.3
2004/0223004	A1 *	11/2004	Lincke et al.	345/649
2005/0130715	A1	6/2005	Fujisawa		
2006/0281501	A1	12/2006	Zuo et al.		
2007/0082718	A1	4/2007	Yoon et al.		
2008/0004085	A1	1/2008	Jung et al.		

FOREIGN PATENT DOCUMENTS

EM	000569157-0005	5/2006
JP	D1159881	12/2002
JP	D1250487	9/2005
KR	30-0394921	12/2005
KR	30-0422221	8/2006
KR	30-0452432	6/2007

OTHER PUBLICATIONS

Samsung F490, announced Jan. 2008, [online], [retrieved on Jan. 18, 2008]. Retrieved from Internet ,<URL: <http://www.gsmarena.com>>.*

LG KF700, announced Feb. 2008, [online], [retrieved on Mar. 21, 2008]. Retrieved from Internet ,<URL: <http://www.gsmarena.com>>.*

Mobiz Apple iPhone Review, posted Apr. 30, 2007, [online], [retrieved on Nov. 5, 2008]. Retrieved from Internet ,<URL: http://mobchina.blogspot.com/2007_04_01_archive.html>.*

U.S. Appl. No. 29/270,887, Andre et al., Electronic Device, filed Jan. 8, 2007.

U.S. Appl. No. 29/282,831, Andre et al., Electronic Device, filed Jul. 30, 2007.

U.S. Appl. No. 29/282,832, Andre et al., Electronic Device, filed Jul. 30, 2007.

U.S. Appl. No. 29/282,834, Andre et al., Electronic Device, filed Jul. 30, 2007.

U.S. Appl. No. 29/284,187, Andre et al., Electronic Device, filed Aug. 31, 2007.

U.S. Appl. No. 29/284,188, Andre et al., Electronic Device, filed Aug. 31, 2007.

U.S. Appl. No. 29/284,269, Andre et al., Electronic Device, filed Sep. 4, 2007.

U.S. Appl. No. 29/284,271, Andre et al., Electronic Device, filed Sep. 4, 2007.

U.S. Appl. No. 29/284,272, Andre et al., Electronic Device, filed Sep. 5, 2007.

U.S. Appl. No. 29/284,276, Andre et al., Electronic Device, filed Sep. 5, 2007.

U.S. Appl. No. 29/284,288, Andre et al., Electronic Device, filed Sep. 5, 2007.

U.S. Appl. No. 29/284,308, Andre et al., Electronic Device, filed Sep. 5, 2007.

U.S. Appl. No. 29/284,310, Andre et al., Electronic Device, filed Sep. 5, 2007.

U.S. Appl. No. 29/284,312, Andre et al., Electronic Device, filed Sep. 5, 2007.

Samsung F700, announced Feb. 2007, [online], [retrieved on Feb. 8, 2007]. Retrieved from Internet ,<URL:<http://www.gsmarena.com>>.

Philips S900, announced Jun. 2006, [online], [retrieved on Feb. 20, 2007]. Retrieved from Internet ,<URL:<http://www.gsmarena.com>>.

LG KE850 Prada, announced Jan. 2007, [online], [retrieved on Feb. 20, 2007]. Retrieved from Internet ,<URL:<http://www.gsmarena.com>>.

Apple iPhone, announced Jan. 2007, [online], [retrieved on Mar. 12, 2007]. Retrieved from Internet ,<URL:<http://www.gsmarena.com>>.

Tinnos PDA, posted May 19, 2006, [online], [retrieved on Aug. 22, 2007]. Retrieved from Internet ,<URL:<http://www.mobilewhack.com>>.

Meizu M8, posted Jan. 29, 2007, [online], [retrieved on Sep. 13, 2007]. Retrieved from Internet ,<URL:<http://www.engadget.com>>.

iPod U2 Special Edition, downloaded from http://ipod.wikia.com/wiki/iPod_U2_Special_Edition, Oct. 2004.

"Apple Introduces the U2 iPod," Apple Corporation press Release, <http://www.apple.com/pr/library/2004/oct/26u2ipod.html> , Oct. 26, 2004.

Hilon LG DMB MP3 FM35, posted Jun. 26, 2006, [online], [retrieved on Dec. 26, 2008]. Retrieved from Internet, <URL: <http://hilon.com.cn.autobak/a88100005549>>, 18 pgs.

eFashion Magazine, 2004, vol. No. 12, p. 60, China.

eFashion Magazine, Jun. 1, 2005, vol. No. 119, p. 45, China.

eFashion Magazine, Apr. 2006, vol. No. 172, p. 26, China.

Notification and Request for Invalidation of Chinese Patent ZL200730148767.X, Patent Reexamination Board of the State Intellectual Property Office of the PRC and English translation, mailed Dec. 11, 2008, 19 pgs.

Notification and Request for Invalidation of Chinese Patent ZL2007300148751.9, Patent Reexamination Board of the State Intellectual Property Office of the PRC and English translation, mailed Dec. 11, 2008, 19 pgs.

Notification and Request for Invalidation of Chinese Patent ZL20073018719.0, Patent Reexamination Board of the State Intellectual Property Office of the PRC and English translation, mailed Dec. 11, 2008, 19 pgs.

U.S. Appl. No. 29/306,334, Andre et al., Electronic Device, filed Apr. 7, 2008.

U.S. Appl. No. 29/306,950, Andre et al., Electronic Device, filed Apr. 18, 2008.

U.S. Appl. No. 29/319,239, Andre et al., Electronic Device, filed Jun. 5, 2008.

U.S. Appl. No. 29/319,377, Andre et al., Electronic Device, filed Jun. 6, 2008.

U.S. Appl. No. 29/319,433, Andre et al., Electronic Device, filed Jun. 9, 2008.

U.S. Appl. No. 29/324,130, Andre et al., Electronic Device, filed Sep. 5, 2008.

U.S. Appl. No. 29/324,137, Andre et al., Electronic Device, filed Sep. 6, 2008.

U.S. Appl. No. 29/324,262, Andre et al., Electronic Device, filed Sep. 9, 2008.

* cited by examiner

Primary Examiner—Jeffrey D Asch
Assistant Examiner—Bridget L Eland
 (74) *Attorney, Agent, or Firm*—Sterne, Kessler, Goldstein & Fox P.L.L.C.

(57) CLAIM

The ornamental design of an electronic device, substantially as shown and described.

DESCRIPTION

FIG. 1 is a front perspective view of an electronic device in accordance with the present invention;

FIG. 2 is a rear perspective view of the electronic device in FIG. 1;

FIG. 3 is a front view thereof;

FIG. 4 is a rear view thereof;

FIG. 5 is a top view thereof;

FIG. 6 is bottom view thereof;

FIG. 7 is a left side view thereof;

FIG. 8 is a right side view thereof;

FIG. 9 is a front perspective view of another embodiment of an electronic device in accordance with the present invention;

FIG. 10 is a rear perspective view of the electronic device in FIG. 9;

FIG. 11 is a front view thereof;
FIG. 12 is a rear view thereof;
FIG. 13 is a top view thereof;
FIG. 14 is bottom view thereof;
FIG. 15 is a left side view thereof;
FIG. 16 is a right side view thereof;
FIG. 17 is a front perspective view of another embodiment of an electronic device in accordance with the present invention;
FIG. 18 is a rear perspective view of the electronic device in FIG. 17;
FIG. 19 is a front view thereof;
FIG. 20 is a rear view thereof;
FIG. 21 is a top view thereof;
FIG. 22 is bottom view thereof;
FIG. 23 is a left side view thereof;
FIG. 24 is a right side view thereof;
FIG. 25 is a front perspective view of another embodiment of an electronic device in accordance with the present invention;
FIG. 26 is a rear perspective view of the electronic device in FIG. 25;
FIG. 27 is a front view thereof;
FIG. 28 is a rear view thereof;
FIG. 29 is a top view thereof;
FIG. 30 is bottom view thereof;
FIG. 31 is a left side view thereof;
FIG. 32 is a right side view thereof;
FIG. 33 is a front perspective view of another embodiment of an electronic device in accordance with the present invention;

FIG. 34 is a rear perspective view of the electronic device in FIG. 33;
FIG. 35 is a front view thereof;
FIG. 36 is a rear view thereof;
FIG. 37 is a top view thereof;
FIG. 38 is bottom view thereof;
FIG. 39 is a left side view thereof;
FIG. 40 is a right side view thereof;
FIG. 41 is a front perspective view of another embodiment of an electronic device in accordance with the present invention;
FIG. 42 is a rear perspective view of the electronic device in FIG. 41;
FIG. 43 is a front view thereof;
FIG. 44 is a rear view thereof;
FIG. 45 is a top view thereof;
FIG. 46 is bottom view thereof;
FIG. 47 is a left side view thereof; and,
FIG. 48 is a right side view thereof.

The broken lines showing the remainder of the electronic device are directed to environment. The broken lines, within the claimed design, in embodiments 1, 2, and 4 that depict an elongated oval shape and the broken lines, within the claimed design, in embodiments 2, 3, and 6 that depict a circle shape are superimposed on a continuous surface and are for illustrative purposes only. The broken lines, within the claimed design, in embodiments 1, 3, and 5 that depict a large rectangular shape, indicate a non claimed shape below the continuous front surface and are for illustrative purposes only. None of the broken lines form a part of the claimed design.

1 Claim, 12 Drawing Sheets

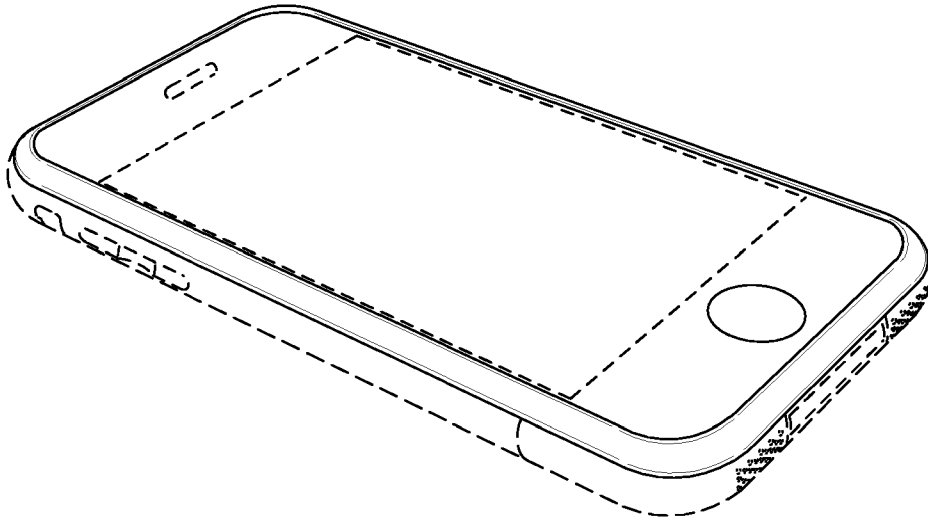


FIG. 1

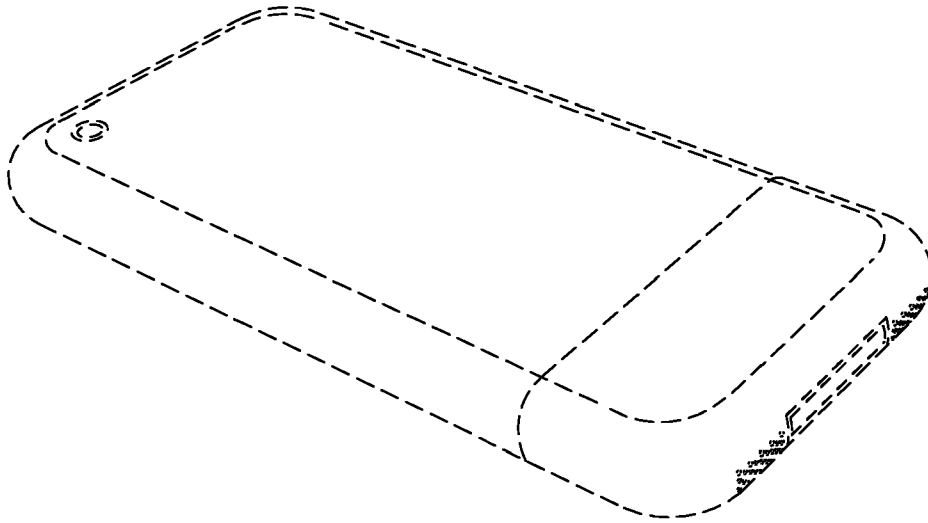


FIG. 2




FIG. 3




FIG. 4



FIG. 7

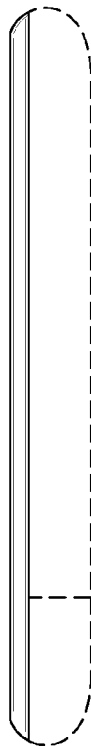


FIG. 8

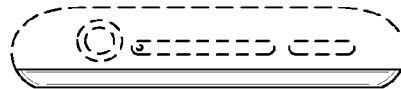


FIG. 5

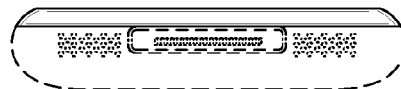


FIG. 6

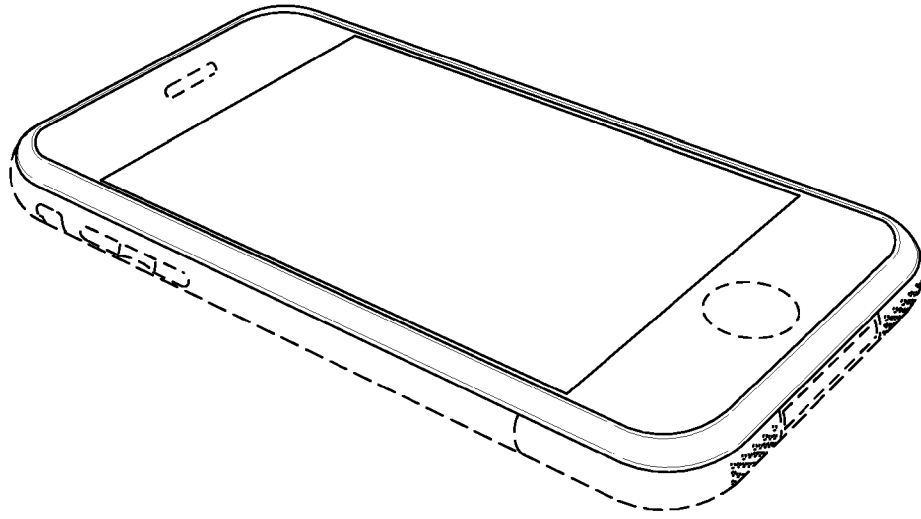


FIG. 9

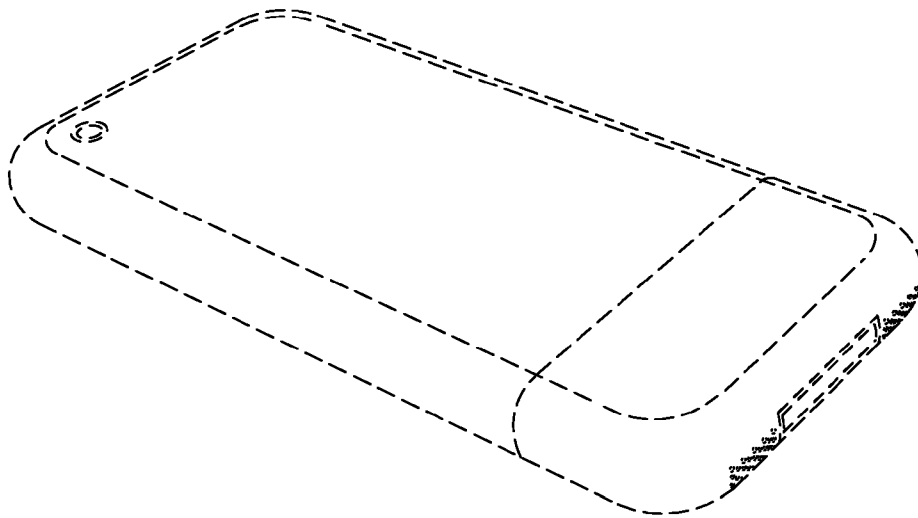


FIG. 10




FIG. 11




FIG. 12



FIG. 15

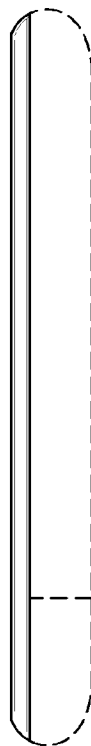


FIG. 16

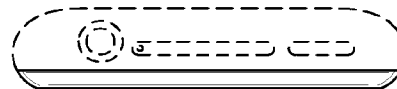


FIG. 13




FIG. 14

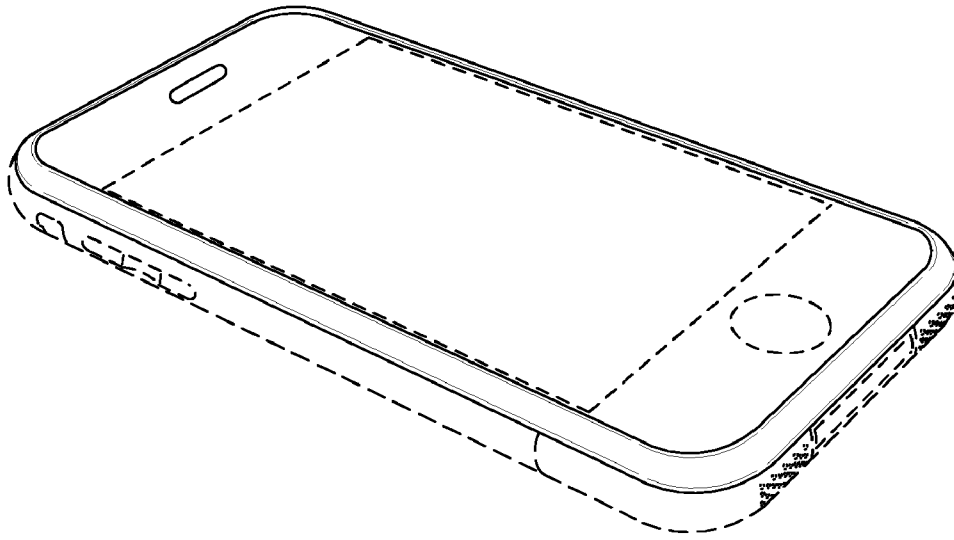


FIG. 17

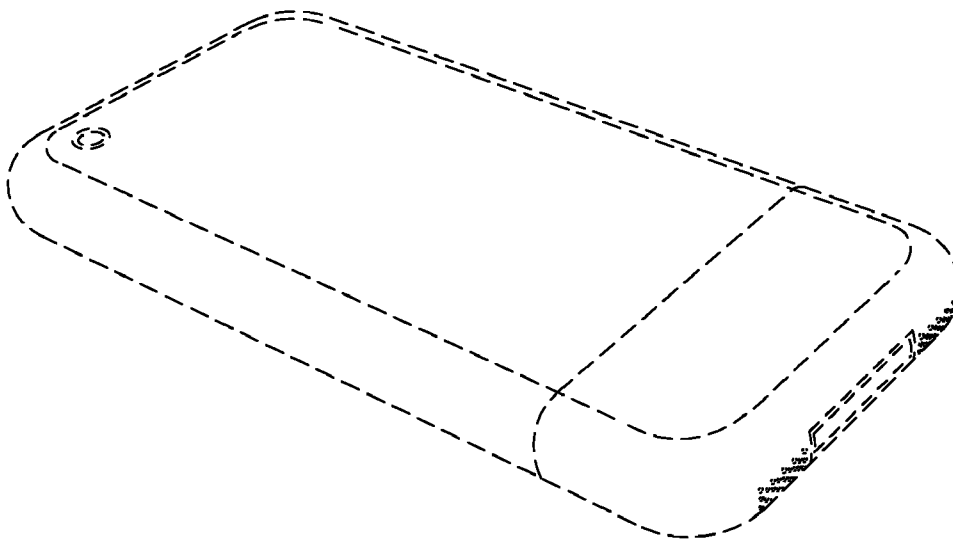


FIG. 18




FIG. 19




FIG. 20

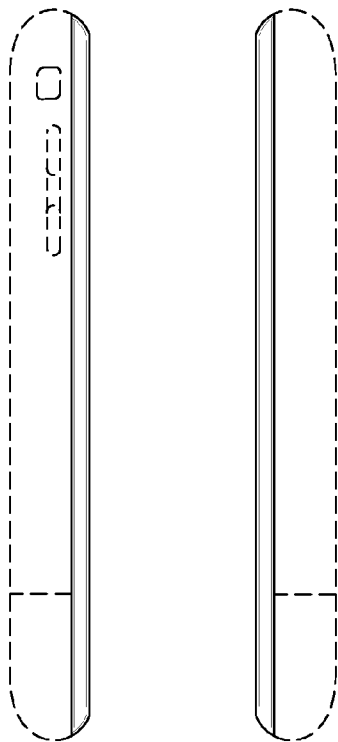


FIG. 23

FIG. 24

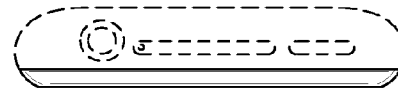


FIG. 21




FIG. 22

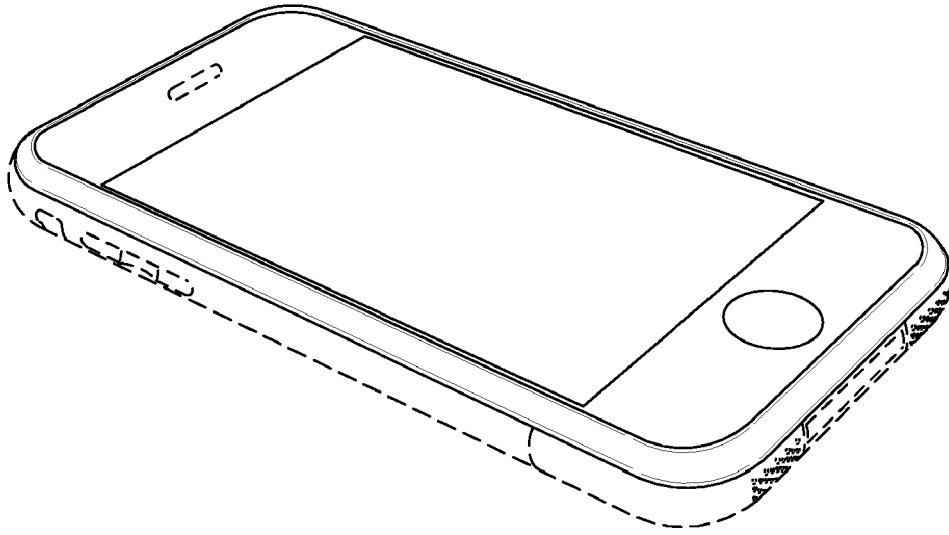


FIG. 25

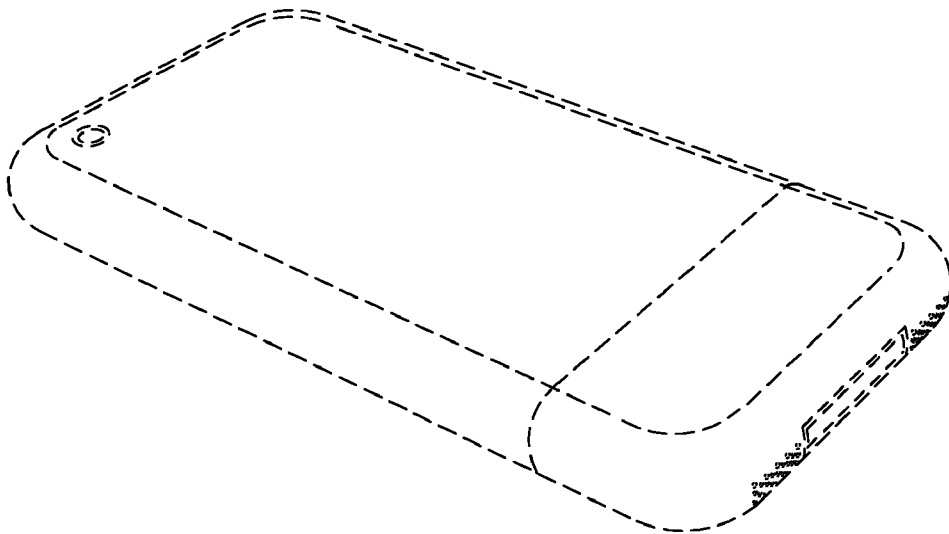


FIG. 26




FIG. 27




FIG. 28

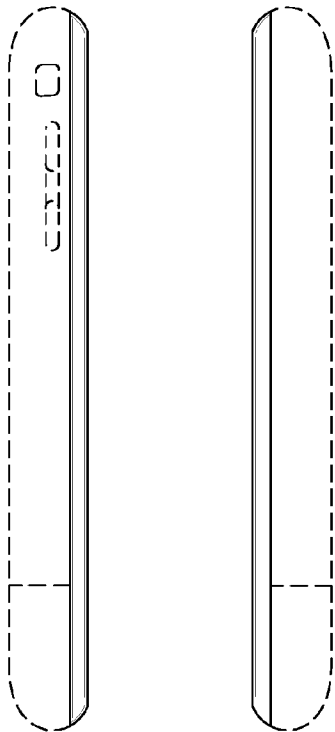


FIG. 31

FIG. 32

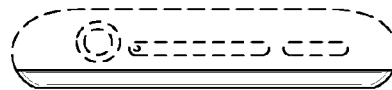


FIG. 29




FIG. 30

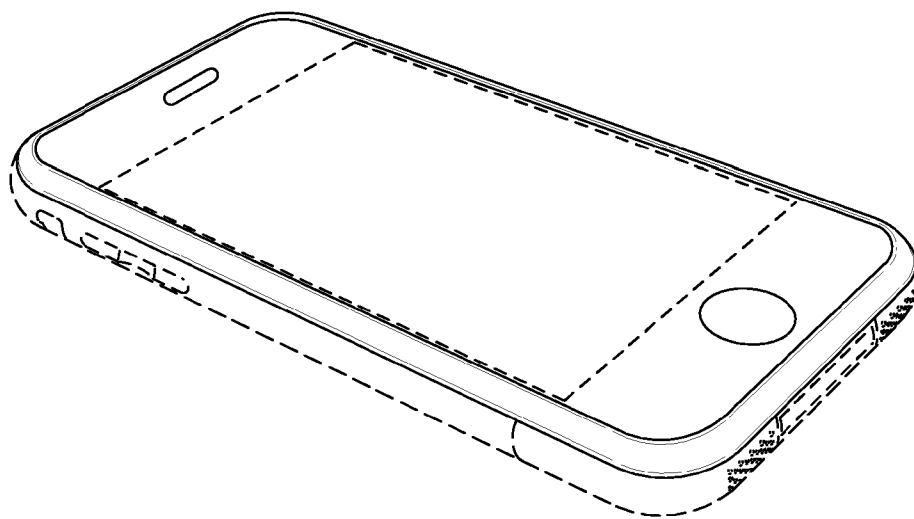


FIG. 33

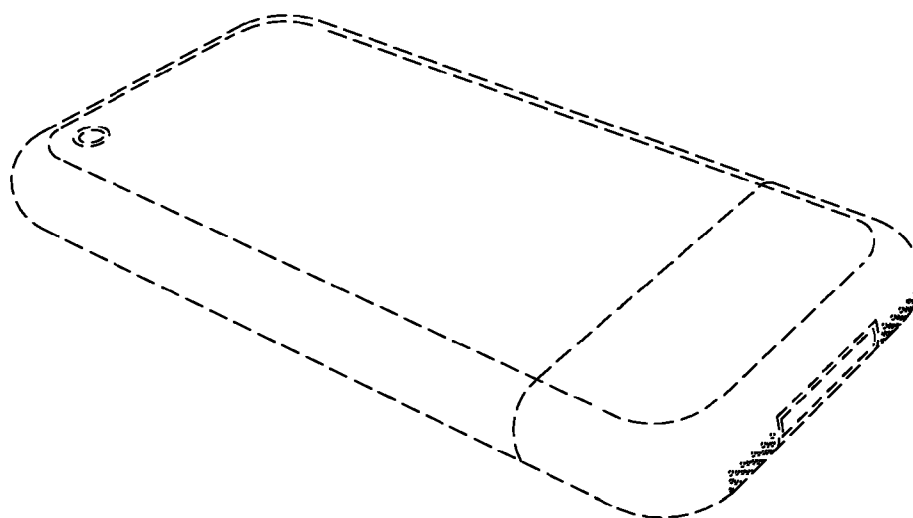


FIG. 34




FIG. 35




FIG. 36

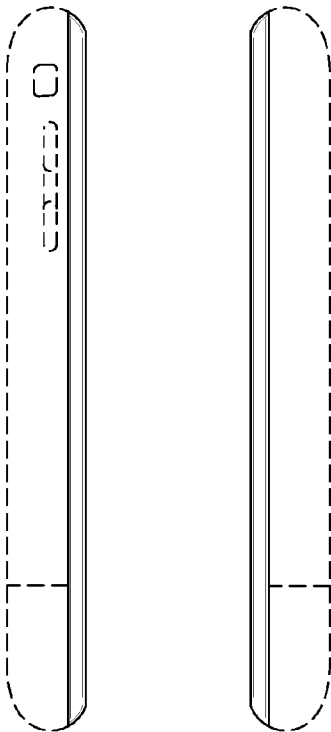


FIG. 39

FIG. 40

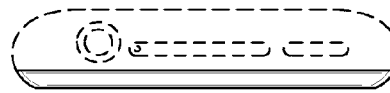


FIG. 37




FIG. 38

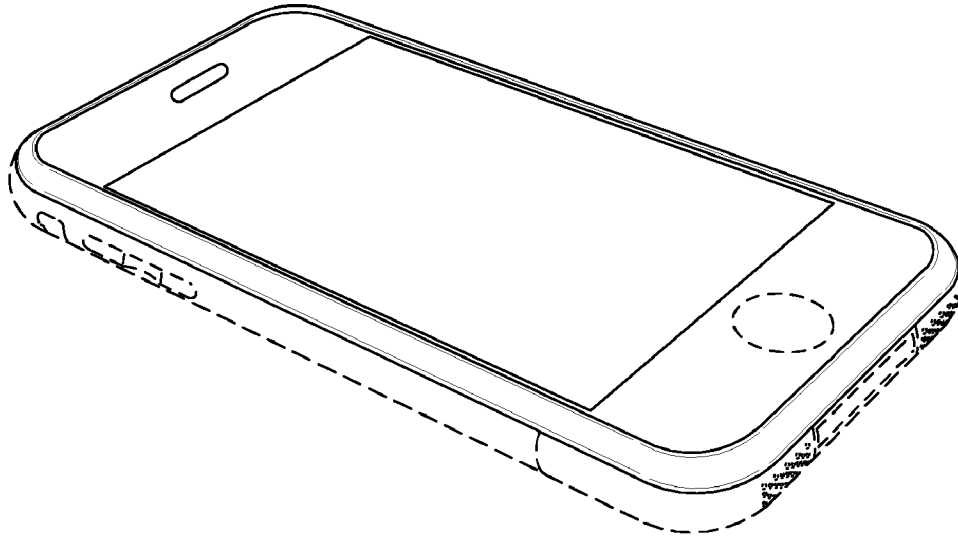


FIG. 41

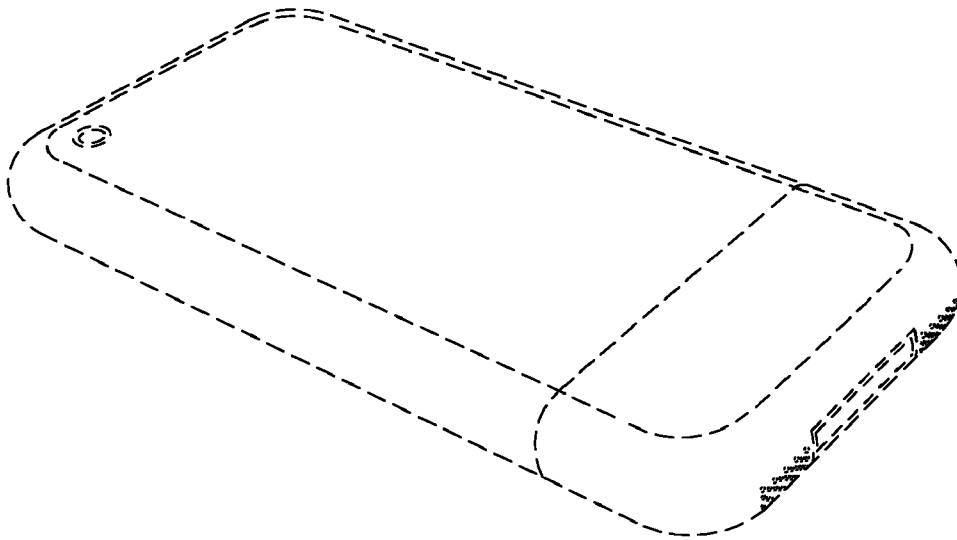


FIG. 42




FIG. 43




FIG. 44



FIG. 47



FIG. 48

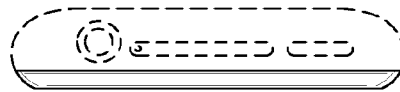


FIG. 45



FIG. 46